لمحة عامة حول أدوات تقييم الفساد





Photos by Adam Rogers/UNCD

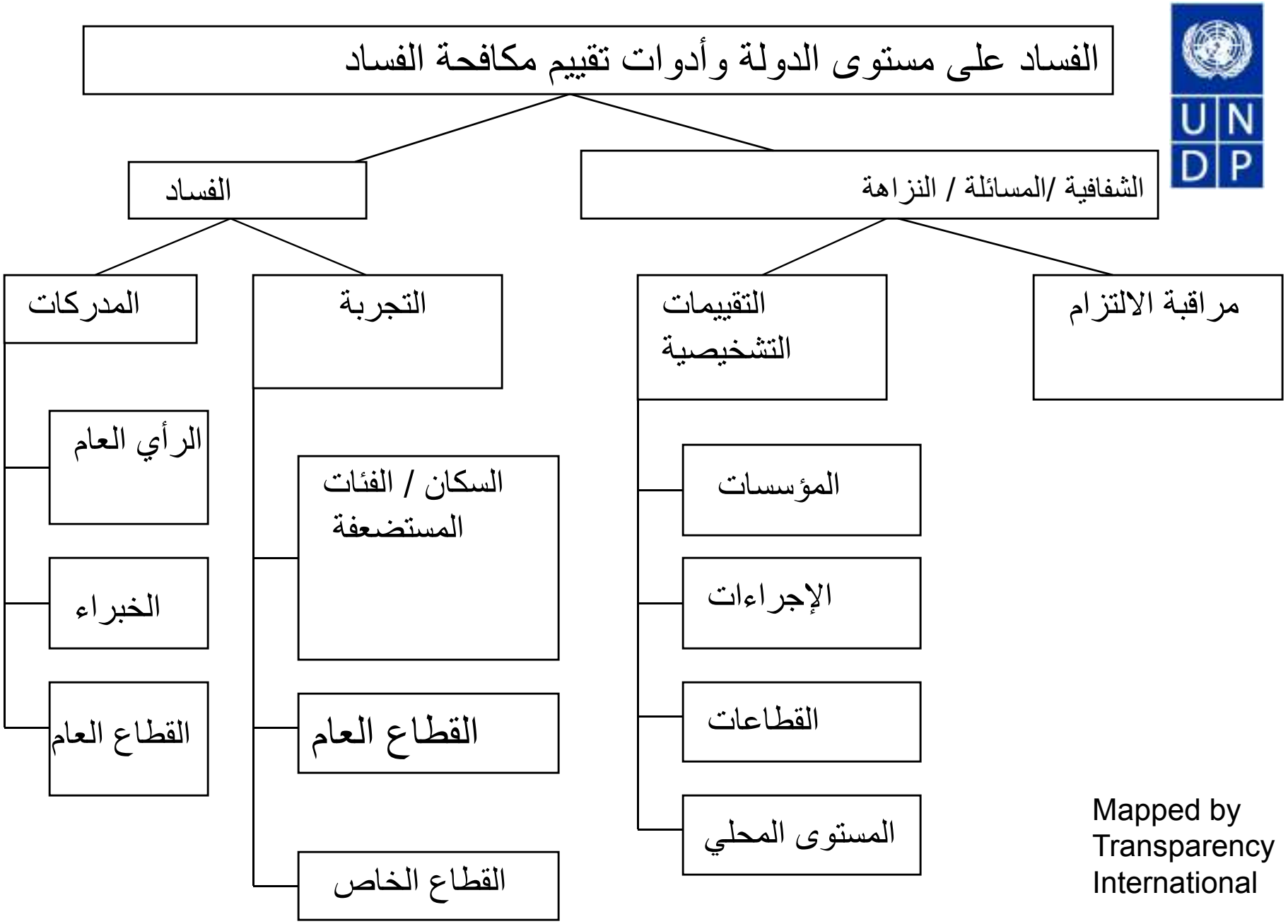
الفساد على مستوى الدولة وأدوات تقييم مكافحة الفساد
الفساد
الشفافية /المسائلة / النزاهة
المدركات
التجربة
التقييمات التشخيصية
مراقبة الالتزام
الرأي العام
الخبراء
القطاع العام
السكان / الفئات المستضعفة
القطاع العام
القطاع الخاص
المؤسسات
الإجراءات
القطاعات
المستوى المحلي
Mapped by Transparency International

مؤشر الرشوة في كينيا

يهدف إلى رصد حالات الرشوة التي يواجهها المواطنون خلال تعاملهم مع موظفين في منظمات عامة وخاصة.

تم إجراء مسوحات وطنية سنوية من خلال مقابلات شخصية/ عبر الهاتف

- تم إنشاء مؤشر لترتيب المؤسسات حسب مقياس من صفر (لا رشوة) الى مئة (الأداء الأسوأ على الإطلاق).

- ست مؤشرات للقيام بالترتيبات والتحاليل: الحالات، الشيوع، المؤشرات، الترددات، الكلفة، الحجم.

مؤشر الرشوة في كينيا - مثال

المنظمات الأكثر فسادا حسب المؤشرات

نسبة المجيبين الذين أدركوا حالة الفساد ومدى التقدم التغيير لمنظمات ذات نسبة الإلتزام الأعلى ف

Organizations with the highest level of compliance in paying bribes/ highest level of passivity in reporting bribes.

Socio-economic disaggregationto be improved/ unchanged/ worsened.

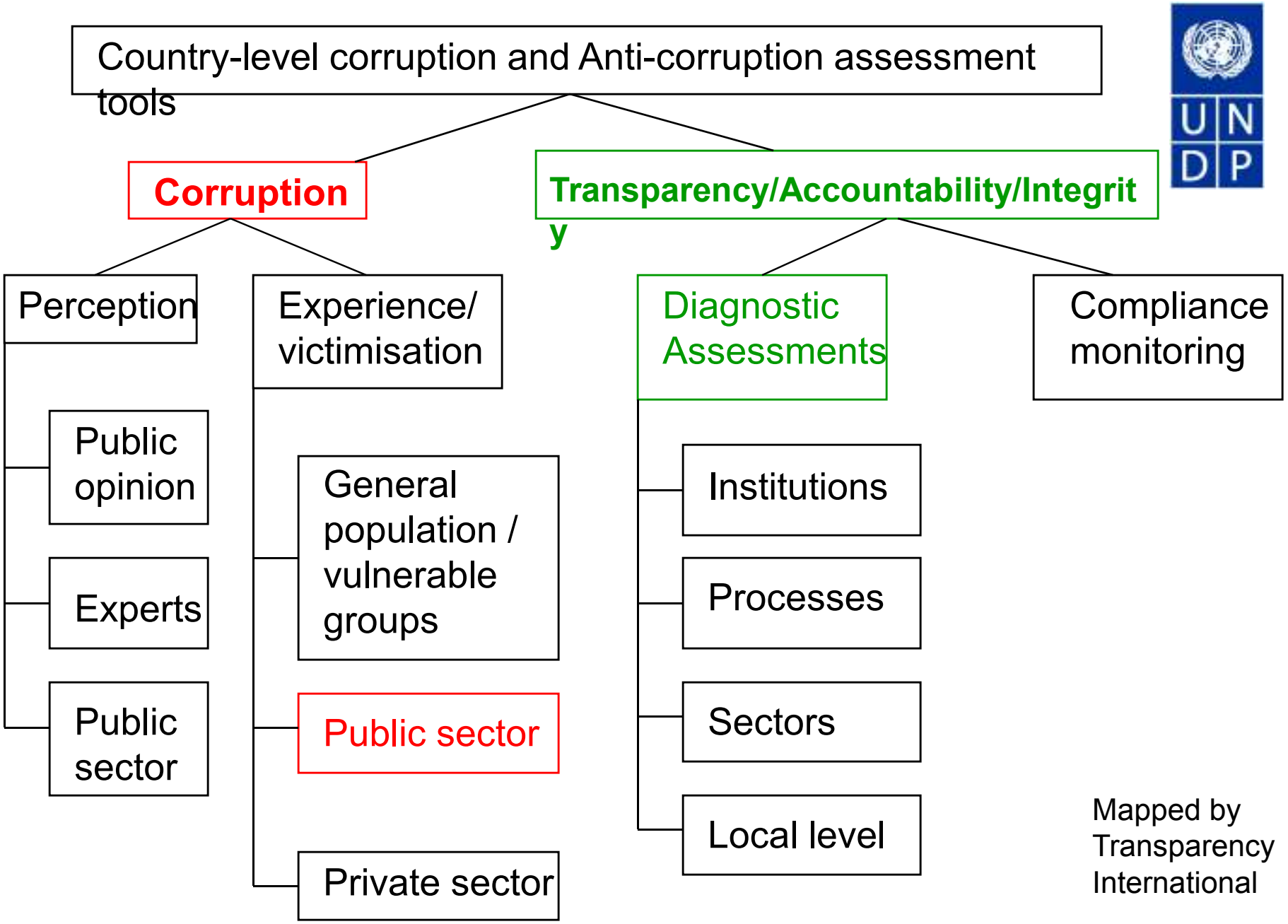
Country-level corruption and Anti-corruption assessment tools
Corruption
Transparency/Accountability/Integrity
Perception
Experience/ victimisation
Diagnostic Assessments
Compliance monitoring
Public opinion
Experts
Public sector
General population / vulnerable groups
Public sector
Private sector
Institutions
Processes
Sectors
Local level
Mapped by Transparency International

Public Expenditure Tracking Surveys

- Track the flow of resources through layers of government, banking, to service facilities, to determine how much of the originally allocated resources reach each level
- characteristics of facility: inventory, catchment population
- inputs: money and resources (e.g. textbooks)
- outputs: enrolment rates, number completing final exams
- quality: staff behaviour, attendance, composition
- financing: sources of finance, amounts, types
- institutional mechanisms for accountability

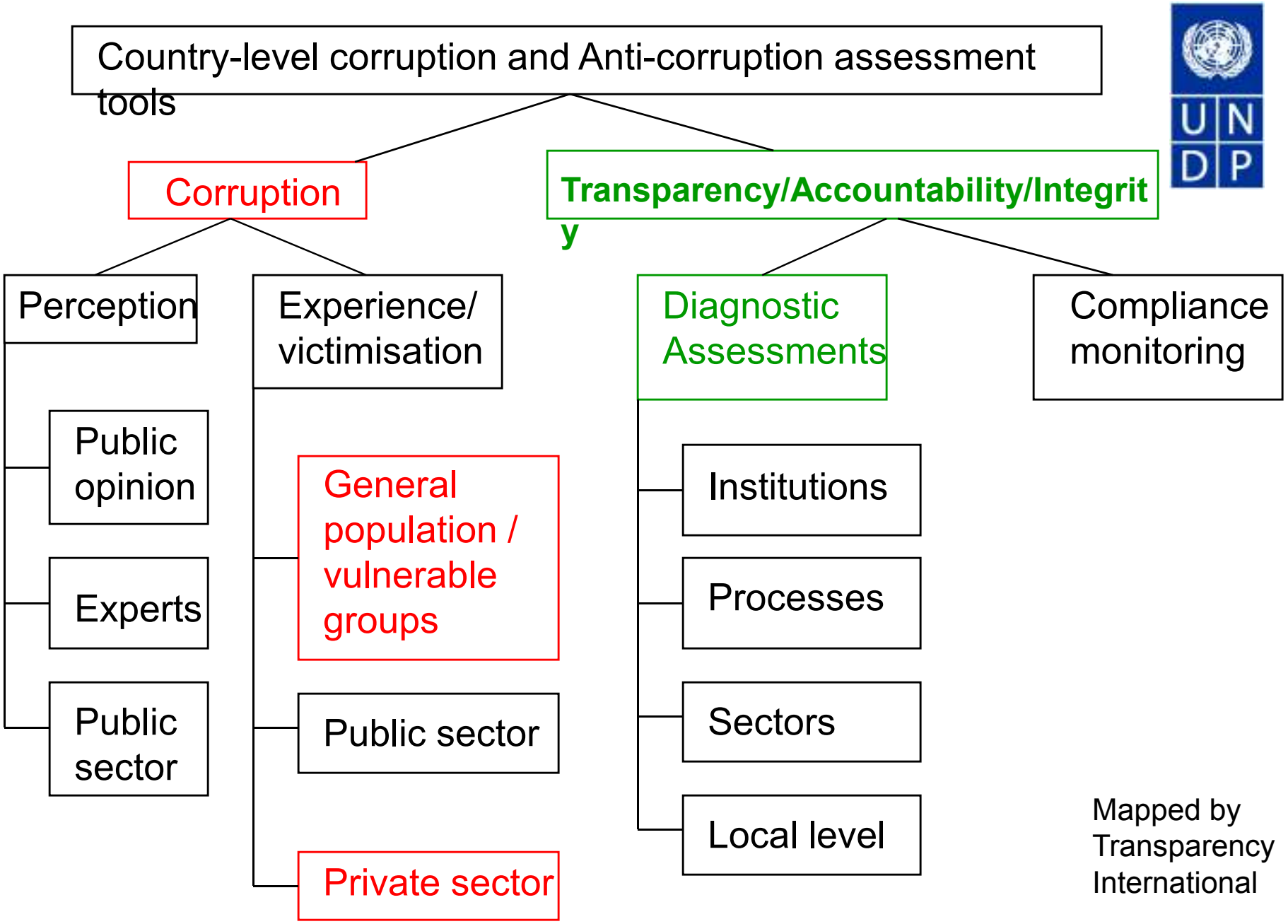
Country-level corruption and Anti-corruption assessment tools
Corruption
Transparency/Accountability/Integrity
Perception
Experience/ victimisation
Diagnostic Assessments
Compliance monitoring
Public opinion
Experts
Public sector
General population / vulnerable groups
Public sector
Private sector
Institutions
Processes
Sectors
Local level
Mapped by Transparency International

Morocco National Integrity Study 2000

Objectives to identify:

- the most vulnerable groups to corruption
- Sectors with the greatest corruption risks in order to define priorities and to develop corruption prevention strategies
- Causes and degree of acceptability of corrupt practices
- the level of confidence in complaint mechanisms and the application of effective sanctions
- To provide a baseline of information to study future progress

National Integrity Systems Analysis (NISA)

2. *Pillars:* those actors with the (official or unofficial) power to influence how a country is being governed and therefore to impact on the degree of national integrity public / non-public

- executive
- legislature
- political parties
- electoral commission
- supreme audit institution
- judiciary
- civil service/public sector agencies
- law enforcement agencies
- public contracting system
- ombudsman
- ACA
- media
- civil society
- business sector
- regional and local government
- international institutions

National Integrity Systems Analysis (NISA)

- Provide benchmarks for measuring further developments within countries, and basis for cross-country comparison
- Explain why some pillars are more successful and why, whether they are mutually supportive, and what factors support or inhibit their effectiveness
- Follow up with advocacy and policy initiatives based on findings

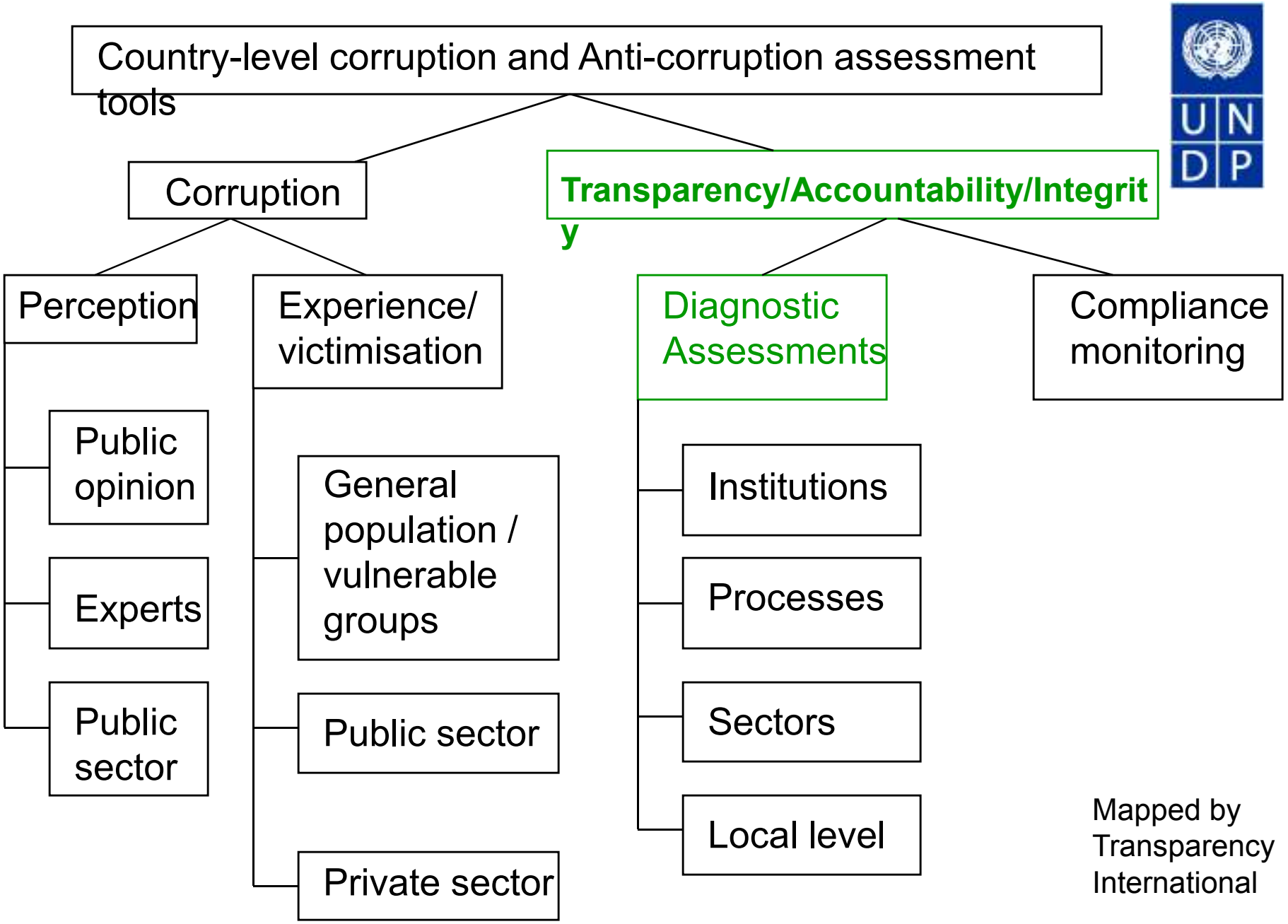
Country-level corruption and Anti-corruption assessment tools
Corruption
Transparency/Accountability/Integrity
Perception
Experience/ victimisation
Diagnostic Assessments
Compliance monitoring
Public opinion
Experts
Public sector
General population / vulnerable groups
Public sector
Private sector
Institutions
Processes
Sectors
Local level
Mapped by Transparency International

Global Integrity Index

- Multi-country ranking index
- Measure the existence (in law), the effectiveness (in practice), and citizen access to good governance/ AC mechanisms that should prevent, deter or punish corruption.
- Research by in-country experts (leading NGOs, universities, research institutes), backed by peer-reviewed commentary and references

GLOBAL INTEGRITY
Independent Information on Governance & Corruption

Global Integrity Index

- civil society, public information and media
- elections
- government accountability (across executive, legislative and judicial branches, and in budget process)
- administration and civil service (civil service regulations, whistle-blowing measures, etc.)
- oversight and regulation (ombudsman, supreme audit, taxes & customs)
- anti-corruption and rule of law

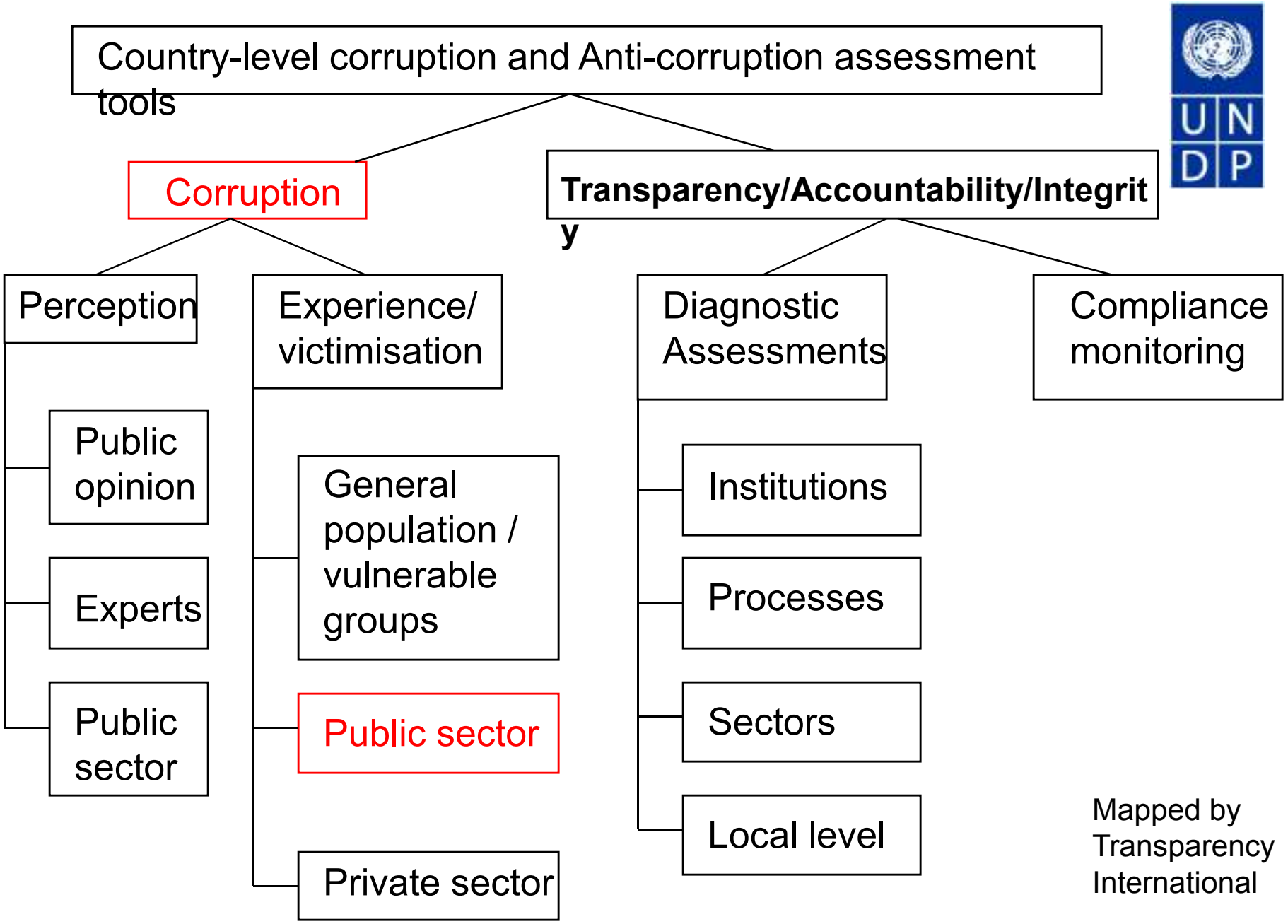
Country-level corruption and Anti-corruption assessment tools
Corruption
Transparency/Accountability/Integrity
Perception
Experience/ victimisation
Diagnostic Assessments
Compliance monitoring
Public opinion
Experts
Public sector
General population / vulnerable groups
Public sector
Private sector
Institutions
Processes
Sectors
Local level
Mapped by Transparency International

Rapid Assessment for Justice Systems

- Developed by Due Process of Law, originally for Latin America,
  but adaptable to any context
- Rapid assessment, can be easily repeated
- Case study methodology with the aim of exploring a specific phenonenon of judicial corruption, and asking why, under what
  conditions, and in what form it occurs.
- Not statistically generalizable
- Develop rather than test hypotheses, develop recommendations

Rapid Assessment for Justice Systems

- information sources: laws, press reports, files, statistics, reports, academic papers, interviews

- a hypothesis about the state of corruption in a judicial system is
  is developed based on primary data:

  - interviews with key actors: judges, judicial officials, prosecutors, Public Ministry officials, litigators, NGO leaders,
    specialized journalists, academics

- Guidance on data collection and analysis

- Final output – a report that can serve as the basis for

Selecting an appropriate assessment tools

- Start with a clear objective
- Don't just replicate a tool used in another country, adapt to your setting (methods, coverage, questions and indicators)
- Map out existing tools, and select a methodology that is suited to the purpose and focus
- Invest in proper design, testing and initial consultation of stakeholders
- Adjust ambitions to capacities available