Mainstreaming Integrity in Sectors
Stories from Asia-Pacific



Third Anti-Corruption COP in the Arab Region
29 June 2010

Asia-Pacific Regional Centre – Samuel De Jaegere

Some Regional Initiatives

- 2008 Regional Human Development Report: Tackling Corruption, Transforming Lives



"Today , combating corruption makes more political sense than ever before. This is especially so in sectors like water and electricity, and health and education, which can greatly promote citizen satisfaction".

-2009 E-discussion on Integrity in the health, education and water sectors (Asia-Pacific INTACT Net)

- 2010 Mapping of best practices and regional anti-corruption portal

Perceptions of corruption across sectors in Asia-Pacific

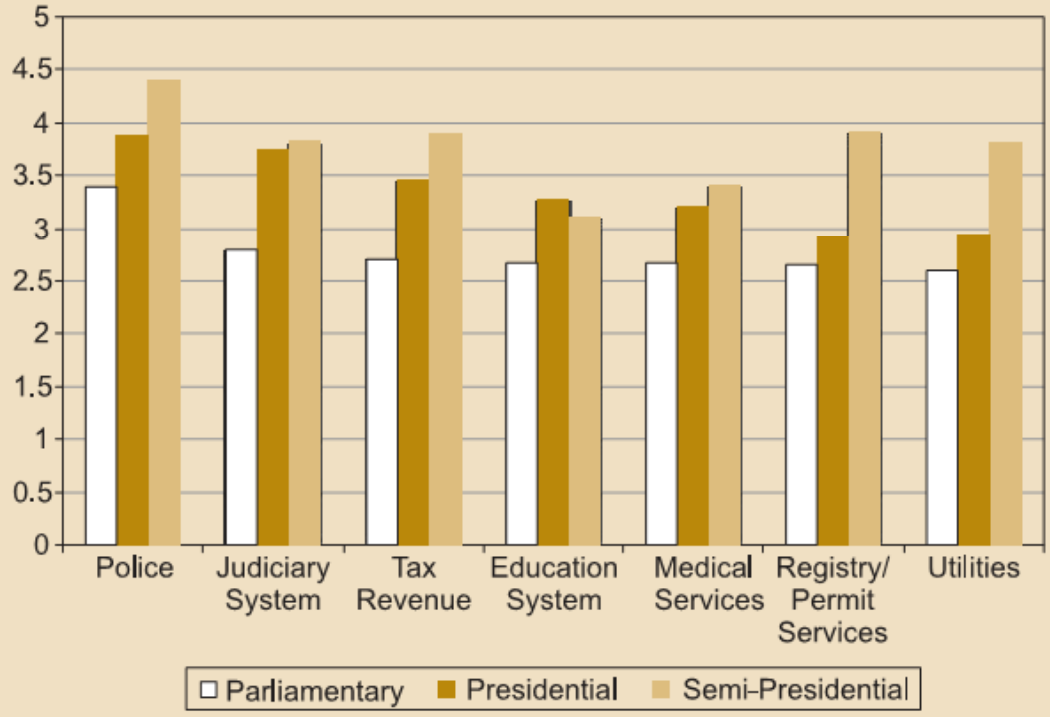

Figure 1.6: Political Systems, Perceptions of Corruption Across Different Sectors

Source: Transparency International 2006a.

Why sector approach? Why not comprehensive approach ?



Cost of sector corruption in Asia-Pacific

-Bangladesh: teacher absenteeism costs an estimated 81 million USD (Many faces of corruption – WB)
-Philippines: Child mortality - immunization rates drop as much as 20% for every 10% increase in corruption in the health sector (Study by TI in Feb. 2009);
- Pakistan: 17,000 children died in school collapses in earthquake of 2005 due to poor quality/corruption;
-China: an estimated 200,000-300,000 people die each year due to counterfeit and substandard medicines

Three country initiatives

-Mongolia: Integrity in the health sector
- Vietnam: Public Administration Performance Index
- Afghanistan: Local Monitoring Groups and Integrity in Public Service Delivery

Mongolia: Integrity in the Health Sector

- Implemented in 2006-2007
- Online registration system for licensing of imported drugs with WHO
- Ethics codes/training
- Integrity benchmarks for the health sector
- E-licensing centre for medical professionals
- Innovative practices in hospitals (publication of user fees, doctors qualifications, incentives, etc.)

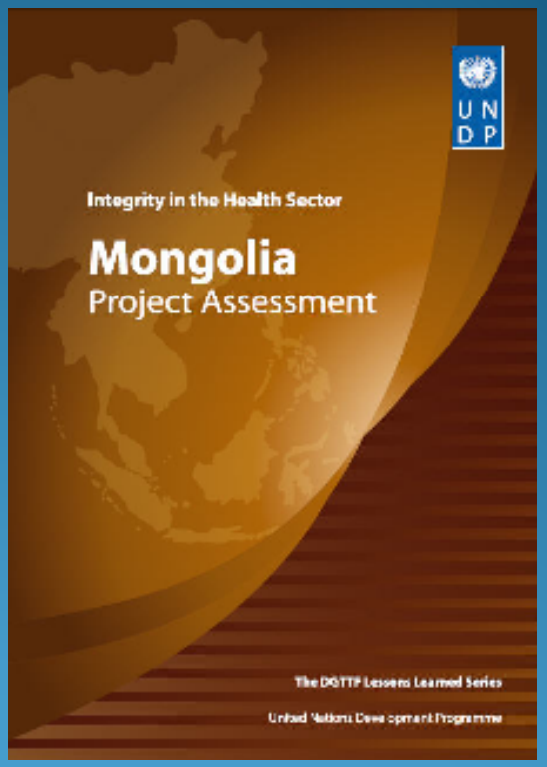

Mongolia: Integrity in the Health Sector





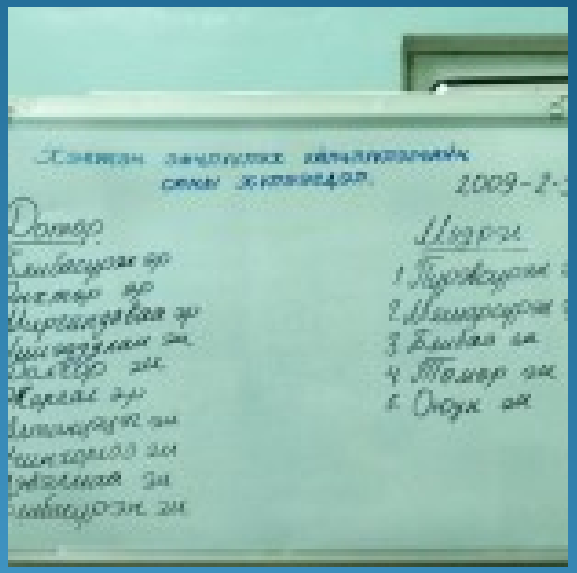



Vietnam: Public Administration Performance Index (PAPI)

- Monitors and measures the performance of public administration and the provision of public services at the provincial level.
- Through public surveys of citizens about public administration performance in their localities
- By capturing citizens' perceptions and experiences of public administration and comparing and ranking provinces, provincial governments will have strong incentives to improve their performance.

Vietnam: Public Administration Performance Index (PAPI)

Figure 9. Bribery in commune's clinics and district hospitals (%)

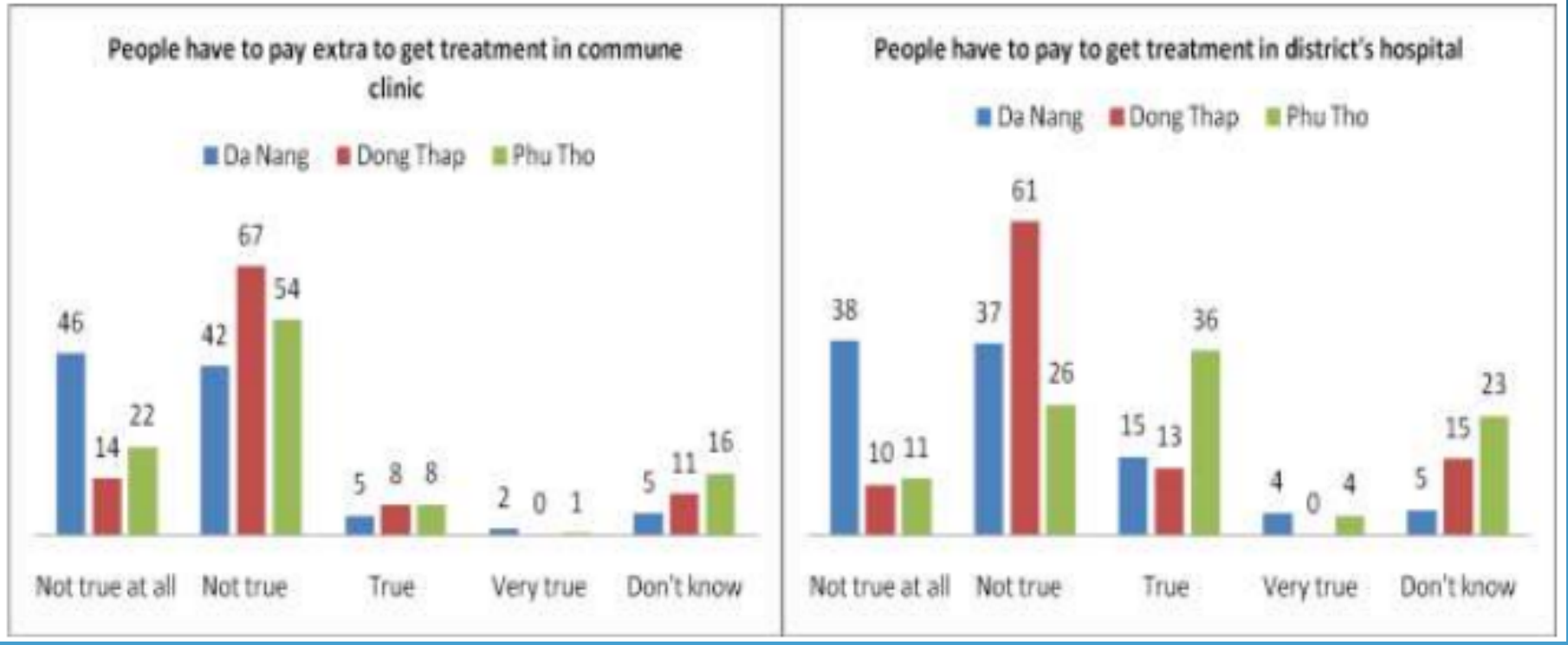

Vietnam: Public Administration Performance Index (PAPI)

-Key partners: CECODES (non-gov. research centre) and Viet Nam Fatherland Front (VFF)
- Inspired by Provincial Competitiveness Index (PCI) which is about the views of the business sector
- NOT citizens report card or social audit
- Findings have been presented to senior local government officials, communist party leaders, government agencies, etc.
- Piloted in 2009 in 3 provinces, this year in 30 provinces and expectation to rollout in all 63 provinces by 2011.

Vietnam: Public Administration Performance Index (PAPI)

-"… the challenge for the next stage of public administration reforms in Viet Nam is to move towards modernizing the public sector by strengthening the public sector's responsibilities in implementation of policies and ***ensuring a more active monitoring role for non-State actors in the evaluation of public administration performance***" page 40.



Afghanistan: Integrity Watch Afghanistan (IWA) Local Monitoring Groups

-Pilot in February 2008
- 40 communities in 4 provinces (highest rates of aid per capita)
- Monitors composed of Teachers, Ullemas, women and community development council members
- Capacity dev. to hold aid actors accountable
- Participation and social feedback to donors
- Selection of monitors, data collection, field visit, report, constructive engagement

Presentation of the project to the local authorities



Selection of the area of work



Presentation of the monitor profiles



Selection of the monitor by the Shuras



Afghanistan: Local Monitoring Groups Beneficiary questionnaire & Evidence

Local Monitoring Group Project
Beneficiary Questionnaire

Name of local monitor: .....

Name of Project: .....

Location of the project .....

Part 1: Information on the project transparency

Q1 **Do you know about the project?**

a) Yes .....

b) No .....

If no, stop the questions and refer to third part and complete them

Q2 **If yes, when did you learn about the project?**

a) During the design .....

b) At the implementation stage .....

c) On the time was finished .....

d) Now .....



Afghanistan: IWA Integrity in Public Service Delivery

- Context: complicated procedures across different ministries, many contacts civil servant-citizen, low efficiency, speed money
- Objective: clarify procedure, detect bottlenecks and ensure simplification of the procedure, limit corruption and generate income, enhance efficiency, and M&E
- Five steps: Mapping administrative procedure, survey users of the procedure, identify problems, propose solutions, M&E
- Started March 2008, 10 procedures, now Presidential Decree

Afghanistan: IWA Integrity in Public Service

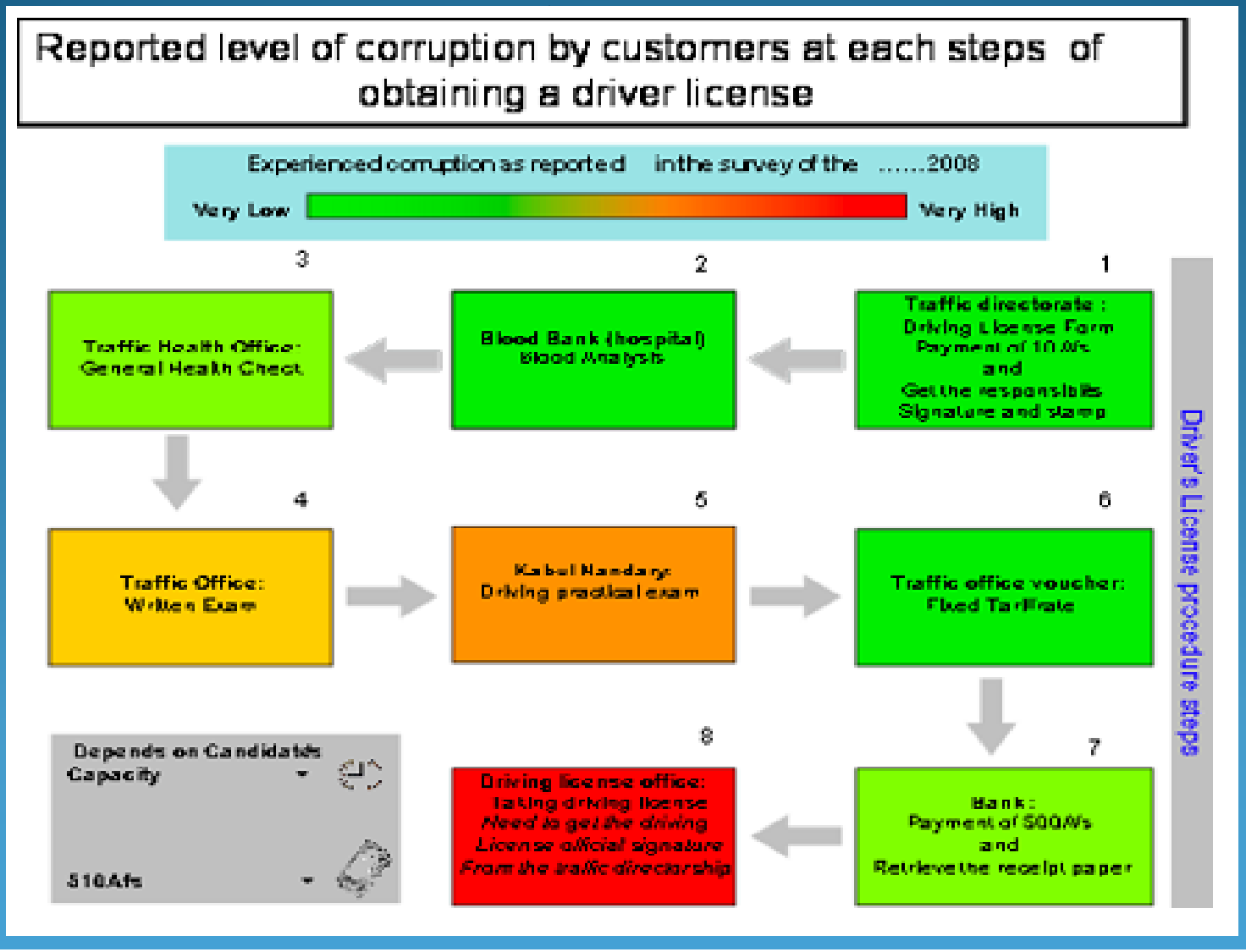

THANK YOU

samuel.de.jaegere@undp.org